




Light Green	Light Green	Light Green	Light Green	Light Green	Grey
Light Green	Grey	White	Light Green	Light Green	Light Green
Light Green	Light Green	Light Green	Light Green	White	Light Green
Light Green	Grey	Light Green	White	Light Green	Grey
Light Green	Light Green	Light Green	Light Green	Grey	Light Green
Light Green	Light Green	White	Light Green	Light Green	Light Green
White	Light Green	Light Green	Light Green	Grey	Light Green
Grey	Light Green	Light Green	White	Grey	Light Green
Light Green	Grey	Light Green	Light Green	Light Green	Light Green



MAS



SPECIFICATIONS

IP66/NEMA 4, 12, 13
Single door
H: 200-1200
W: 200-800
D: 155-400

SPECIFICATIONS

IP55/NEMA 12
Double door
H: 600-1400
W: 800-1000
D: 300-400



MAD

SPECIFICATIONS

IP55/NEMA 12
Single door
Height: 800-1200
Width: 600
Depth: 210



MAM

SPECIFICATIONS

IP66/NEMA 4, 12, 13
Single panel
Height: 300
Width: 600-1200
Depth: 300



MAP



Modular Chassis

Mounting Plates



Doors and panels



Gland Plates

Plinths



Keys, locks and handles



General accessories



Other Accessories



Eldon Multi-Mount® Mild Steel Wall Mounting enclosures

- ◆ Sturdy cruciform body folded from a cold pressed sheet steel plate, 1.2/1.5 mm thickness. The enclosure edge is folded in the shape of a channel to avoid water stagnating on the seal. The door is made out of 1.5/2.0 mm steel and is fitted with galvanised rails in the door above 600 mm, procuring cable tracks, profiles, etc., a cable entry plate and a M8 threaded stud for earthing to base, door and mounting plate. Cable entry is reached by a maximum gland opening, which is placed in the most far back position of the enclosure frame. To allow for air circulation around the rear and for wall fixing, 4 off 20,4 mm diameter x 2 mm deep depressions are pressed out with an 8.5 mm diameter hole. All parts are pre-treated with iron phosphate, demineralised and protected with a Polyester powder paint RAL 7035 with structured finish.
- ◆ The enclosure consists of two parts: the base and the door. The door is secured by means of two or three hinges and its angle of opening is at least 130°. The hinges are not visible in closed position and are fitted with a captive hinge pin. The direction of turn of the door is left-right and is reversible. The single doors are closed by one, two or three point locking system, the double doors by means of three point espagnolet system. Double grips on the lock housing makes easy opening of the door possible. The door also has a seamless polyurethane gasket.
- ◆ Standard closing with a 3 mm DDB insert.
- ◆ The door opens within the outer dimensions of the enclosure body allowing enclosures to be mounted directly next to each other without the door interference.
- ◆ The mounting plate can be set up and wired outside the enclosure. It is placed subsequently in the enclosure:
 - either against the rear wall of the enclosure
 - or using a mounting kit, which is adjustable in depth.
- ◆ Furthermore the mounting plate is equipped with side markings every 10 mm for easy mounting of the equipment on the mounting plate and holes in top and bottom have been applied for cable fixing.
- ◆ To comply with EMC guidelines, the mounting plate is manufactured from zendimir zinc-plated steel plate 2.5 mm thick. This plate provides an equipotential mass connection between all devices on the enclosure.
- ◆ The enclosure offers maximum protection to the user and equipment by a protection degree IP66-IP67 as per IEC 60529 and NBN G20-001 (IP55-IP67 for enclosures with double door and enclosures with glazed door). When using an interior door or modular framework or 19" swing frame, protection degree IP20 is guaranteed within the enclosure. Complying with NEMA 4, 12 and 13.
- ◆ The enclosure is secured to the wall using: bolts, directly through the rear wall and protected inside with plastic washers wall mounting brackets, at the rear screwed to the enclosure. In both cases the IP/NEMA degrees are guaranteed.
- ◆ A sun/rain roof made of sheet steel can be provided for external mounting.
- ◆ The enclosures have the UL approval, as per UL standard 508 and also comply with the CSA certification mark, as per C22.2 no. 94.



Wall mounting enclosure in mild steel

Typical applications: Heating,
ventilation, Air conditioning OEM's,
Small control systems,
Distribution solutions.

Easy-to-work-with
Large useful mounting space
Easy equipment positioning
Factory customisation.



Multi-purpose; Mounting
plate, 19 inch profiles,
swing frame, modular
system.

One-piece body for optimum rigidity and maximum IP.

Approvals and certifications.

MAS

Wall mounting enclosures, single door

The Multi-Mount range of mild steel IP66 wall mounting enclosures has been designed with the user in mind. Practical, efficient and with a wide range of standard sizes and accessories available from stock, the Multi-Mount range offers a solution to virtually every application, or can be easily customised to suit specific requirements.



IP 66/NEMA 4, 12, 13 IK 10

Technical data

Material: Body: 1.2mm mild steel / 1.4mm MAS0606021R5 and above / 1.5mm MAS1001230R5 and above, and 400mm depth enclosures. Gland plate: 1.4mm mild steel. Door: 1.2mm mild steel / 1.4mm MAS0606021R5 and above / 1.8mm MAS1006026R5 and above. Mounting plate: 2mm galvanised steel.

Body: Folded and seam welded. Four 8.5mm diameter holes for wall fixing, pressed out in 20.4mm diameter x 2mm depressions to allow air circulation around the rear part of the enclosure.

Door: Surface mounted with 130° opening. Concealed removable hinges with captive pin. Hinges can be mounted to allow left or right hand opening. From size MAS0604015R5 and above there are two removable mounting profiles in the door. Sealing is ensured by an extruded one piece polyurethane gasket.

Lock: Customised lock with double grip for easy opening of the door. DIN 3mm insert and 90° movement. 1000mm high enclosures and above have espagnolet three point locking. Other inserts are available as an accessory.

Mounting plate: The mounting plate is marked vertically at 10mm intervals for easy horizontal positioning of equipment. On the top and bottom there are holes to facilitate cable fixing. Fixed onto M8 press welded studs to the rear of the enclosure. All sides from 800mm and above are strengthened by folded edges. By using the AMG accessory the mounting plate position can be adjusted to any depth.

Gland Plate Opening: Situated at the far rear of the enclosure to make cabling onto the mounting plate easier.

Protection: Complies with IP 66 and NEMA 4, 12 and 13. For outdoor installation the use of rain hood ARF is recommended and the corrosion resistance must be taken into consideration.

Finish: RAL 7035 structure powder coating.

Delivery: Enclosure with door, and two door mounting profiles from size MAS0604015R5 and above. Gland plate(s) with gasket(s), plastic DIN 3mm key, and mounting accessories. Earthing facilities.



MAS, IP 66/NEMA 4, 12, 13 IK 10

With mounting plate

Enclosure dimension			Mounting plate dimension			Gland plate openings						Part No.
H	W	D	h	w	d	Size	Type	Openings	N° of locks	Weight		
200	200	155	170	150	137	110x56	0S	1	1	2,7	MAS0202015R5	
250	200	155	220	150	137	110x56	0S	1	1	3,1	MAS0252015R5	
	250	155	220	200	137	110x56	0S	1	1	4,0	MAS0252515R5	
300	250	155	270	200	137	110x56	0S	1	1	4,6	MAS0302515R5	
	210	270	200	192	110x56	0S	1	1	1	5,3	MAS0302521R5	
	300	155	270	250	137	210x56	1S	1	1	5,2	MAS0303015R5	
	210	270	250	192	210x96	1	1	1	1	5,5	MAS0303021R5	
350	250	155	320	200	137	110x56	0S	1	1	5,3	MAS0352515R5	
400	300	155	370	250	137	210x56	1S	1	1	6,5	MAS0403015R5	
	210	370	250	192	210x96	1	1	1	1	7,0	MAS0403021R5	
	400	210	370	350	192	310x96	2	1	1	8,6	MAS0404021R5	
	500	210	370	450	192	410x96	3	1	1	10,5	MAS0405021R5	
	600	210	370	550	192	510x96	4	1	1	12,2	MAS0406021R5	
500	300	210	470	250	192	210x96	1	1	1	8,6	MAS0503021R5	
	400	155	470	350	137	310x56	2S	1	1	8,5	MAS0504015R5	
	210	470	350	192	310x96	2	1	1	1	10,4	MAS0504021R5	
	260	470	350	242	310x96	2	1	1	1	11,2	MAS0504026R5	
	300	470	350	282	310x96	2	1	1	1	12,1	MAS0504030R5	
	500	210	470	450	192	410x96	3	1	1	12,6	MAS0505021R5	
	300	470	450	282	410x96	3	1	1	1	14,5	MAS0505030R5	
600	400	155	570	350	137	310x56	2S	1	2	11,5	MAS0604015R5	
	210	570	350	192	310x96	2	1	2	2	12,2	MAS0604021R5	
	260	570	350	242	310x96	2	1	2	2	13,6	MAS0604026R5	
	300	570	350	282	310x96	2	1	2	2	14,5	MAS0604030R5	
	500	155	570	450	137	410x56	3S	1	2	14,2	MAS0605015R5	
	210	570	450	192	410x96	3	1	2	2	15,4	MAS0605021R5	
	260	570	450	242	410x96	3	1	2	2	16,6	MAS0605026R5	
	300	570	450	282	410x96	3	1	2	2	17,5	MAS0605030R5	
	600	210	570	550	192	510x96	4	1	2	21,0	MAS0606021R5	
	300	570	550	282	510x96	4	1	2	2	24,0	MAS0606030R5	
	400	570	550	382	510x96	4	1	2	2	27,0	MAS0606040R5	
	800	300	570	750	282	310x96	2	2	2	31,0	MAS0608030R5	
700	500	210	670	450	192	410x96	3	1	2	21,0	MAS0705021R5	
	260	670	450	242	410x96	3	1	2	2	23,2	MAS0705026R5	
800	400	300	770	350	282	310x96	2	1	2	24,0	MAS0804030R5	
	600	210	770	550	192	510x96	4	1	2	28,0	MAS0806021R5	
	260	770	550	242	510x96	4	1	2	2	29,8	MAS0806026R5	
	300	770	550	282	510x96	4	1	2	2	31,0	MAS0806030R5	
	400	770	550	382	510x96	4	1	2	2	34,0	MAS0806040R5	
	800	210	770	750	192	310x96	2	2	2	35,0	MAS0808021R5	
	300	770	750	282	310x96	2	2	2	2	39,0	MAS0808030R5	
	400	770	750	382	310x96	2	2	2	2	43,0	MAS0808040R5	
1000	600	260	970	550	242	510x96	4	1	1*	38,0	MAS1006026R5	
	300	970	550	282	510x96	4	1	1*	1*	39,0	MAS1006030R5	
	800	260	970	750	242	310x96	2	2	1*	44,0	MAS1008026R5	
	300	970	750	282	310x96	2	2	1*	1*	47,0	MAS1008030R5	
	400	970	750	382	310x96	2	2	1*	1*	51,0	MAS1008040R5	
1200	600	300	1170	550	282	510x96	4	1	1*	51,0	MAS1206030R5	
	800	300	1170	750	282	310x96	2	2	1*	60,0	MAS1208030R5	
	400	1170	750	382	310x96	2	2	1*	1*	66,0	MAS1208040R5	



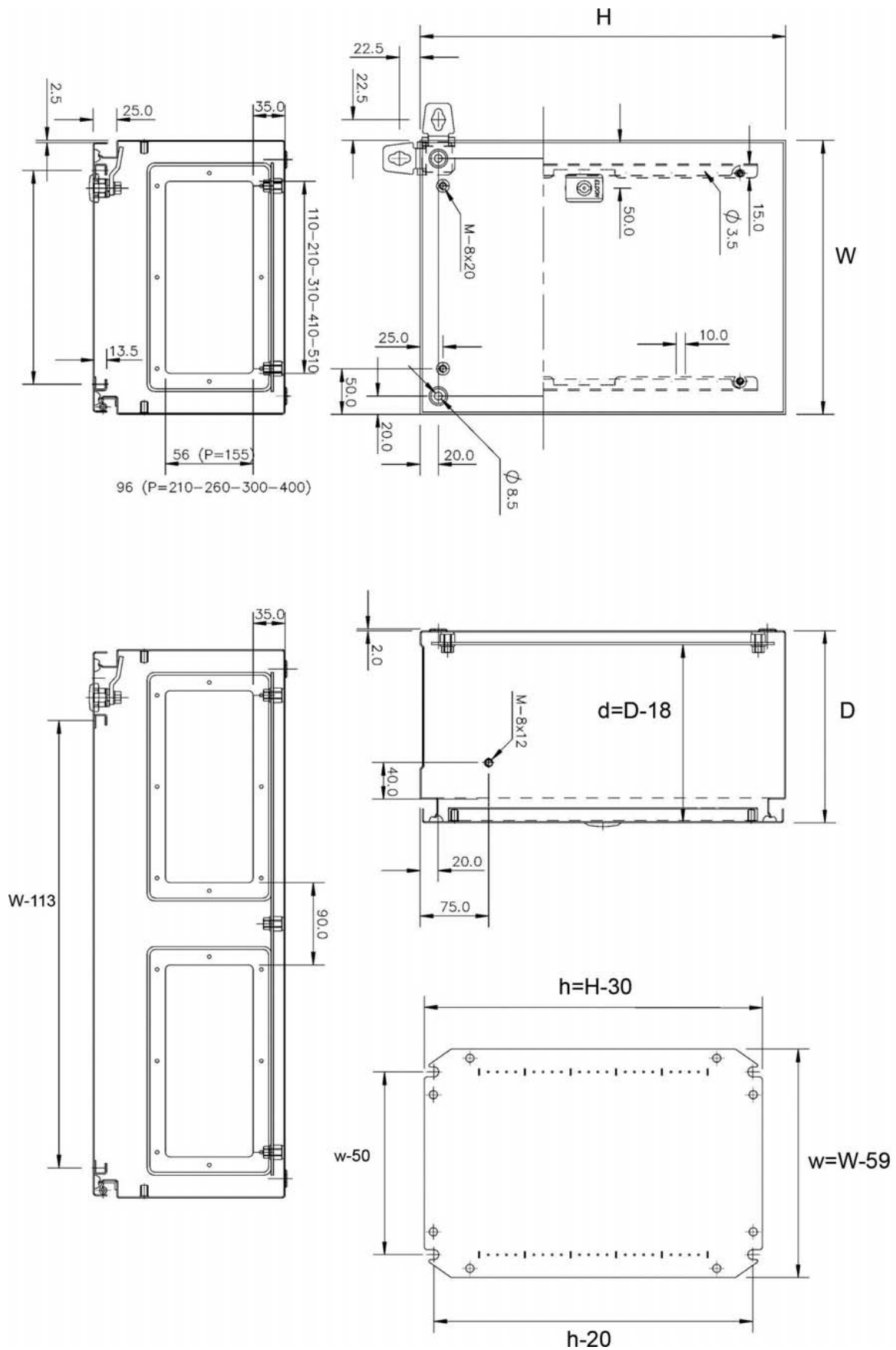
Multi-Mount

Without mounting plate

Enclosure dimension			Gland plate openings					Weight	Part No.
H	W	D	Size	Type	Openings	N° of locks			
200	200	155	110x56	0S	1	1	2,2	MAS0202015PER5	
250	200	155	110x56	0S	1	1	2,4	MAS0252015PER5	
	250	155	110x56	0S	1	1	3,2	MAS0252515PER5	
300	250	155	110x56	0S	1	1	3,5	MAS0302515PER5	
		210	110x56	0S	1	1	4,2	MAS0302521PER5	
	300	155	210x56	1S	1	1	3,9	MAS0303015PER5	
		210	210x96	1	1	1	4,2	MAS0303021PER5	
350	250	155	110x56	0S	1	1	3,7	MAS0352515PER5	
400	300	155	210x56	1S	1	1	4,7	MAS0403015PER5	
		210	210x96	1	1	1	5,2	MAS0403021PER5	
	400	210	310x96	2	1	1	6,1	MAS0404021PER5	
	500	210	410x96	3	1	1	7,2	MAS0405021PER5	
	600	210	510x96	4	1	1	8,2	MAS0406021PER5	
500	300	210	210x96	1	1	1	6,3	MAS0503021PER5	
	400	155	310x56	2S	1	1	5,3	MAS0504015PER5	
		210	310x96	2	1	1	7,2	MAS0504021PER5	
		260	310x96	2	1	1	8,0	MAS0504026PER5	
		300	310x96	2	1	1	8,9	MAS0504030PER5	
	500	210	410x96	3	1	1	8,4	MAS0505021PER5	
		300	410x96	3	1	1	10,3	MAS0505030PER5	
600	400	155	310x56	2S	1	2	7,6	MAS0604015PER5	
		210	310x96	2	1	2	8,3	MAS0604021PER5	
		260	310x96	2	1	2	9,7	MAS0604026PER5	
		300	310x96	2	1	2	10,6	MAS0604030PER5	
	500	155	410x56	3S	1	2	9,1	MAS0605015PER5	
		210	410x96	3	1	2	10,3	MAS0605021PER5	
		260	410x96	3	1	2	11,5	MAS0605026PER5	
		300	410x96	3	1	2	12,3	MAS0605030PER5	
	600	210	510x96	4	1	2	14,8	MAS0606021PER5	
		300	510x96	4	1	2	17,8	MAS0606030PER5	
		400	510x96	4	1	2	20,8	MAS0606040PER5	
	800	300	310x96	2	2	2	22,1	MAS0608030PER5	
700	500	210	410x96	3	1	2	15,0	MAS0705021PER5	
		260	410x96	3	1	2	17,2	MAS0705026PER5	
800	400	300	310x96	2	1	2	18,3	MAS0804030PER5	
	600	210	510x96	4	1	2	19,1	MAS0806021PER5	
		260	510x96	4	1	2	20,9	MAS0806026PER5	
		300	510x96	4	1	2	22,1	MAS0806030PER5	
		400	510x96	4	1	2	25,1	MAS0806040PER5	
	800	210	310x96	2	2	2	23,0	MAS0808021PER5	
		300	310x96	2	2	2	27,0	MAS0808030PER5	
		400	310x96	2	2	2	31,0	MAS0808040PER5	
1000	600	260	510x96	4	1	1*	27,0	MAS1006026PER5	
		300	510x96	4	1	1*	28,0	MAS1006030PER5	
	800	260	310x96	2	2	1*	29,0	MAS1008026PER5	
		300	310x96	2	2	1*	32,0	MAS1008030PER5	
		400	310x96	2	2	1*	36,0	MAS1008040PER5	
1200	600	300	510x96	4	1	1*	37,6	MAS1206030PER5	
	800	300	310x96	2	2	1*	42,0	MAS1208030PER5	
		400	310x96	2	2	1*	48,0	MAS1208040PER5	



Dimensions



MAD

Wall mounting enclosures, double door

The Multi-Mount range of mild steel wall mounting enclosures is also available in double door versions, and complies with IP55. There are seven sizes available, and a range of accessories. The standard finish is RAL7035, although other colours and sizes are available on request.



IP 55/NEMA 12 IK10



Technical data

Material: Body: 1.4mm mild steel MAD0608030R5 / 1.5mm MAD0801230R5 and above. Gland plate: 1.4mm mild steel.
Doors: 1.4mm mild steel / 1.8mm MAD0801230R5 and above.
Mounting plate: 2mm galvanised steel / 2.5mm MAD1001030R5 and above.
Body: Folded and seam welded. Four 8.5mm diameter holes for wall fixing, pressed out in 20.4mm diameter x 2mm depressions to allow air circulation around the rear part of the enclosure.
Door: Surface mounted with 130° opening. Concealed removable hinges with captive pin. Two removable mounting profiles in the right hand door. Sealing is ensured by an extruded one piece polyurethane gasket.
Lock: Customised lock with double grip for easy opening of the door, DIN 3mm insert and 90° movement. Espagnolette three point locking. Other inserts are available as an accessory.

Mounting plate: The mounting plate is marked vertically at 10mm intervals for easy horizontal positioning of equipment. On the top and bottom are holes to facilitate cable fixing. Fixed onto M8 press welded studs to the rear of the enclosure. All sides from 800mm and above are strengthened by folded edges. By using the AMG accessory the mounting plate position can be adjusted to any depth.
Gland Plate Opening: Situated at the far rear of the enclosure to make the cabling onto the mounting plate easier.
Protection: Complies with IP 55 and NEMA 12. For outdoor installation the assembly of rain hood ARF is recommended.
Finish: RAL 7035 structure powder coating.
Delivery: Enclosure with doors, and two door mounting profiles on the right door. Gland plate(s) with gasket(s), plastic DIN 3mm key, and mounting accessories. Earthing facilities.



MAD, IP 55/NEMA 12 IK10

With mounting plate

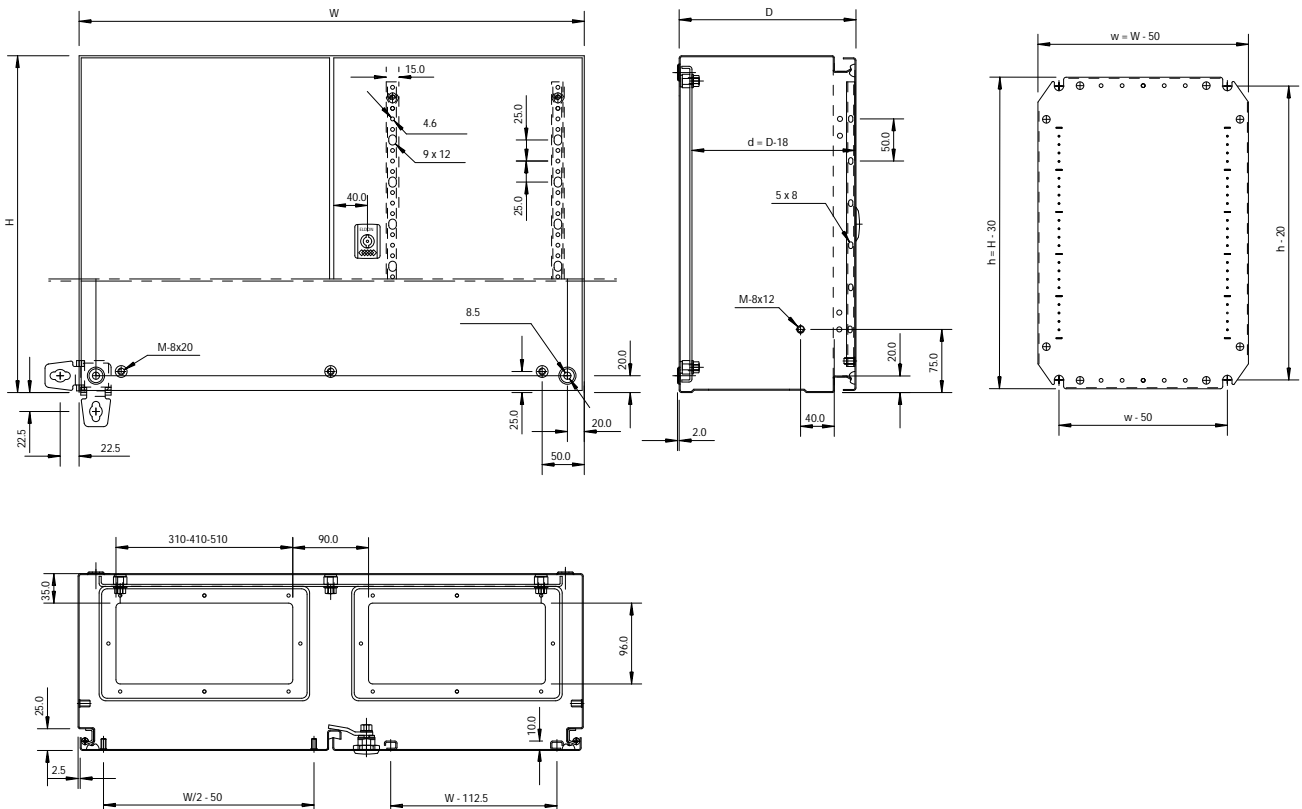
Enclosure dimension			Mounting plate dimension			Gland plate openings						Part No.
H	W	D	h	w	d	Size	Type	Openings	N° of locks	Weight		
600	800	300	570	750	282	310x96	2	2	1*	31,0	MAD0608030R5	
800	1200	300	770	1150	282	510x96	4	2	1*	48,0	MAD0801230R5	
1000	1000	300	970	950	282	410x96	3	2	1*	63,0	MAD1001030R5	
1200	1000	300	1170	950	282	410x96	3	2	1*	74,0	MAD1201030R5	
		1200	300	1170	1150	282	510x96	4	2	1*	86,0	MAD1201230R5
		400	1170	1150	382	510x96	4	2	1*	92,0	MAD1201240R5	
1400	1000	300	1370	950	282	410x96	3	2	1*	84,0	MAD1401030R5	

Without mounting plate

Enclosure dimension			Gland plate openings						Part No.
H	W	D	Size	Type	Openings	N° of locks	Weight		
600	800	300	310x96	2	2	1*	22,1	MAD0608030PER5	
800	1200	300	510x96	4	2	1*	29,7	MAD0801230PER5	
1000	1000	300	410x96	3	2	1*	44,0	MAD1001030PER5	
1200	1000	300	410x96	3	2	1*	51,0	MAD1201030PER5	
	1200	300	510x96	4	2	1*	58,0	MAD1201230PER5	
		400	510x96	4	2	1*	64,4	MAD1201240PER5	
1400	1000	300	410x96	3	2	1*	57,3	MAD1401030PER5	

* 3 point espagnolet locking.

Dimensions



MAP

Wall mounting enclosure, panel

The MAP is an incredibly versatile enclosure, for use in either stand alone applications, or in conjunction with MAS/MAD as a cableway.



IP 66/NEMA 4, 12, 13 IK10



Technical data

Material: Body: 1.4mm mild steel. Door: 1.4mm mild steel. Mounting plate: 2mm galvanised steel.

Body: Folded and seam welded. Four 8.5mm diameter holes for wall fixing pressed out in 20.4mm diameter x 2mm depressions to allow air circulation around the rear part of the enclosure.

Front panel: Surface mounted with 90° opening. Concealed removable hinges with captive pin. Hinges can be mounted to allow top or bottom opening. Mechanical door stop keeps panel open. One removable mounting profile on the hinge side. Sealing is ensured by an extruded one piece polyurethane gasket.

Lock: Customised lock with double grip for easy opening of the panel. DIN 3mm insert and 90° movement. Other inserts are available as an accessory.

Mounting plate: The mounting plate is marked vertically at 10mm intervals for easy horizontal positioning of equipment. On the top and bottom are holes to facilitate cable fixing. Fixed onto M8 press welded studs to the rear of the enclosure.

All sides from 800mm and above are strengthened by folded edges. By using the AMG accessory the mounting plate position can be adjusted to any depth.

Gland Plate Opening: In top and bottom. Situated at the far rear of the enclosure to make the cabling onto the mounting plate easier. Gland plates and gaskets are not included. The gland plates used are those delivered with the MAS or MAD enclosures.

Protection: Mounted stand alone complies with IP 66 and NEMA 4, 12 and 13, as long as you mount the gland plate(s) and gasket(s), supplied as an accessory. Combined with MAS or MAD complies with IP 55 and NEMA 12. For outdoor installation the assembly of rain hood ARF is recommended.

Finish: RAL 7035 structure powder coating.

Delivery: Enclosure with panel, and one door mounting profile. Plastic DIN 3mm key, and mounting accessories. Earthing facilities.



MAP, IP 66/NEMA 4, 12, 13 IK10

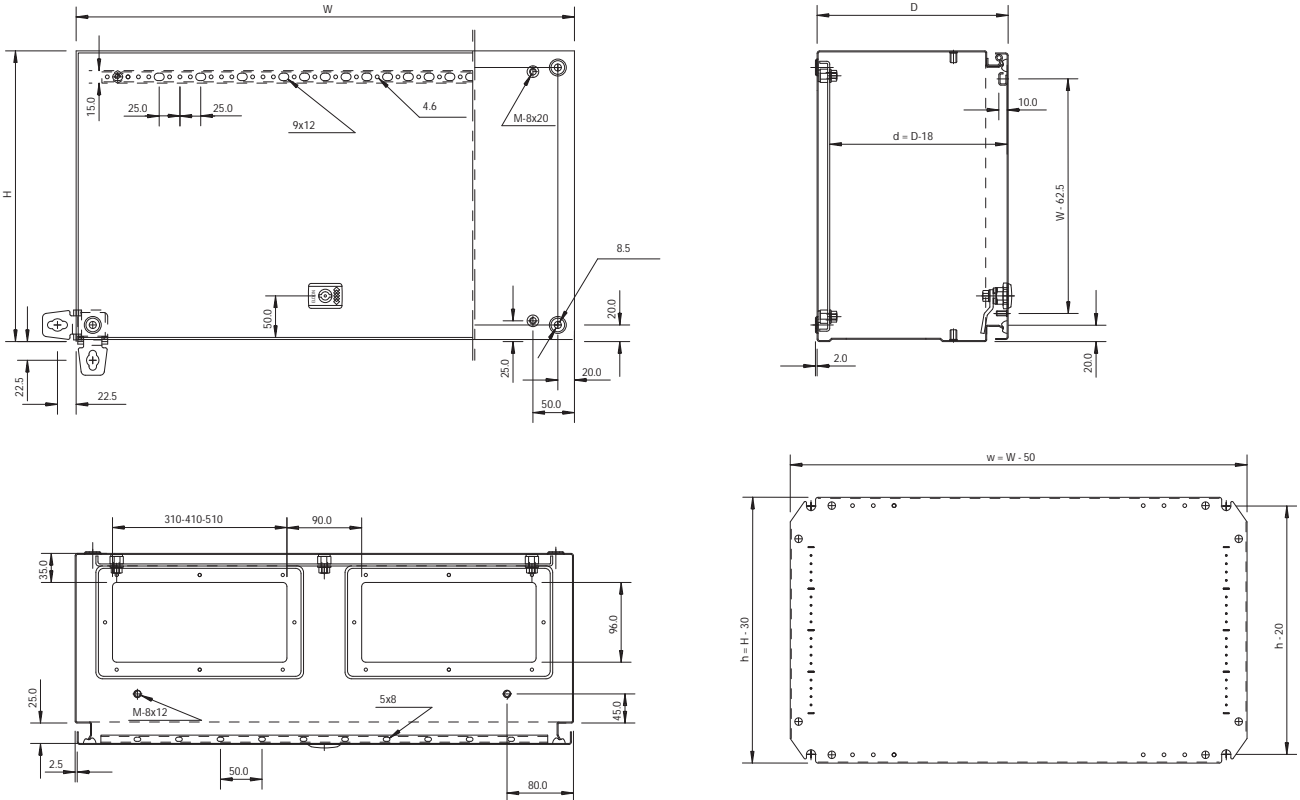
With mounting plate

Enclosure dimension			Mounting plate dimension			Gland plate openings					
H	W	D	h	w	d	Size	Type	Openings	N° of locks	Weight	Part No.
300	600	300	270	550	282	510x96	4	1 + 1	2	15,0	MAP0306030R5
	800	300	270	750	282	310x96	2	2 + 2	2	18,0	MAP0308030R5
1000	300	270	950	282	410x96	3	2 + 2	2	21,0	MAP0310030R5	
1200	300	270	1150	282	510x96	4	2 + 2	2	24,0	MAP0312030R5	

Without mounting plate

Enclosure dimension			Gland plate openings					
H	W	D	Size	Type	Openings	N° of locks	Weight	Part No.
300	600	300	510x96	4	1 + 1	2	12,1	MAP0306030PER5
	800	300	310x96	2	2 + 2	2	13,7	MAP0308030PER5
	1000	300	410x96	3	2 + 2	2	15,5	MAP0310030PER5
	1200	300	510x96	4	2 + 2	2	17,4	MAP0312030PER5

Dimensions



MAM

Wall mounting modular system

Mounted enclosure to save assembly time



IP 55/NEMA 12



Technical data

Description: MAM enclosures are available in three different heights 800, 1000 and 1200 mm, with a width of 600 mm and a depth of 210 mm. The front panels, blank or slotted, are available in multiples of 150 mm high. Each row can accept a maximum of 24 modules of 18 mm width. The delivery includes: MAS enclosure body without mounting plate, a glazed door ADT, a modular vertical support ACM and a combination of blank (MBP) and slotted (MCP) panels according to the enclosure height and the configuration.

You can find more information about these accessories in the Multi-Mount accessories chapter.

To build up your own configuration you can use the complete standard Multi-Mount range and the P&D accessories.

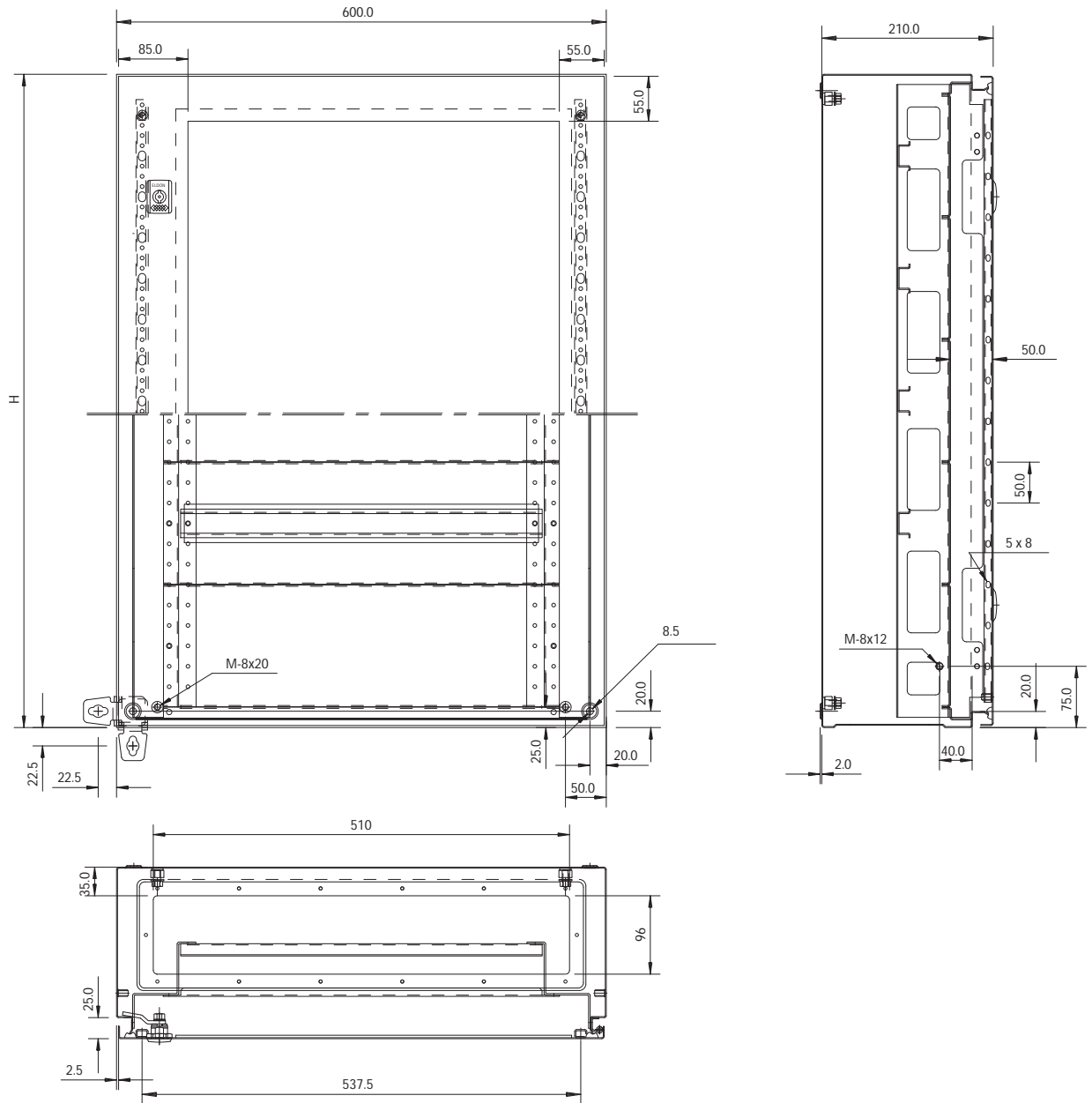
Protection: Complies with IP 55.

Note: Pre-defined MAM configurations and catalogue references (The last digit of the catalogue reference indicates the number of slotted rows).



H	W	D	N° of slotted rows	N° of blank rows	Total N° of 18mm wide	Part No.
800	600	210	2	3	48	MAM080622R5
			3	2	72	MAM080623R5
			4	1	96	MAM080624R5
1000	600	210	5	0	120	MAM080625R5
			3	3	81	MAM100623R5
			4	2	108	MAM100624R5
1200	600	210	5	1	135	MAM100625R5
			6	0	144	MAM100626R5
			4	3	108	MAM120624R5
			5	2	135	MAM120625R5
			6	1	162	MAM120626R5
			7	0	168	MAM120627R5

Dimensions



Multi-Mount accessories

AW, Wall mounting brackets



Description: Mounting brackets for safe wall fixing. It includes the sealing washers to guarantee the IP rating.

Material: 3 mm zinc plated steel.

Pack quantity: 4 brackets with mounting accessories.

Part No.

AW41

AMI, Insulated mounting plate




Description: Insulated mounting plate for Multi-Mount enclosures. By using the AMG accessory, the mounting plate position can be adjusted to any depth.

Material: 4mm bakelite.

Pack quantity: 1 piece.

AMP, Mounting plate



Description: Standard steel mounting plate for Multi-Mount enclosures. All sides from 800mm and above are strengthened by folded edges. By using the AMG accessory, the mounting plate position can be adjusted to any depth.

Material: Galvanised steel.

Pack quantity: 1 piece.


Enclosure dimension		Mounting plate dimension		Part No.
H	W	h	w	
180	240	150	190	AMP01824
240	240	210	190	AMP02424
	360	210	310	AMP02436
300	200	270	150	AMP03020
360	240	330	190	AMP03624
	360	330	310	AMP03636
400	300	370	250	AMP04030
	400	370	350	AMP04040
	600	370	550	AMP04060
500	400	470	350	AMP05040
	500	470	450	AMP05050
600	400	570	350	AMP06040
	600	570	550	AMP06060
	800	570	750	AMP06080
800	600	770	550	AMP08060
	800	770	750	AMP08080
1000	800	970	750	AMP10080
	1000	970	950	AMP10010
	1200	970	1150	AMP10012
1200	800	1170	750	AMP12080
	1200	1170	1150	AMP12012
1400	800	1370	750	AMP14080

Enclosure dimension		Mounting plate dimension		Part No.
H	W	h	w	
250	250	220	200	AMI02525
300	250	270	200	AMI03025
	300	270	250	AMI03030
400	300	370	250	AMI04030
500	300	470	250	AMI05030
	400	470	350	AMI05040
600	400	570	350	AMI06040
	500	570	450	AMI06050
	600	570	550	AMI06060
700	500	670	450	AMI07050
800	600	770	550	AMI08060
1000	600	970	550	AMI10060
	800	970	750	AMI10080
1200	600	1170	550	AMI12060
	800	1170	750	AMI12080



Multi-Mount accessories

AMT, Telequick mounting plate




Description: It simplifies installation and equipment mounting. Rectangular holes 26 x 11 mm to obtain required fixing positions with snap nuts. The nuts can be moved around within the rectangular hole. By using the AMG accessory, the mounting plate position can be adjusted to any depth.

Material: Galvanized steel.

Pack quantity: 1 piece.

Enclosure dimension		Mounting plate dimension		Part No.
H	W	h	w	
250	250	220	200	AMT02525
300	300	270	250	AMT03030
400	300	370	250	AMT04030
	400	370	350	AMT04040
500	400	470	350	AMT05040
600	400	570	350	AMT06040
	500	570	450	AMT06050
600	600	570	550	AMT06060
	800	600	770	AMT08060
1000	800	970	750	AMT10080

TN, Snap nuts for telequick plates



Description: Nuts to be used in the telequick mounting plates.

Pack quantity: 100 pieces

Thread	Part No.
M 4	TN04
M 5	TN05
M 6	TN06

AMG, Depth adjust kit



Description: To provide depth adjustment for different accessories: mounting plate, 19" profiles, inner door and modular support.

Material: 2mm galvanized steel.

Depth adjustment: Distance to the door D-35 to 65mm.

Pack quantity: 2 pairs with mounting accessories.

Enclosure dimension	Part No.
D	
155	AMG155
210	AMG210
260	AMG260
300	AMG300
400	AMG400

AMTE, Spacer bolts



Description: For depth adjustment of the mounting plate. Metric thread M8.

Material: Zinc plated steel.

Length	Pack quantity	Part No.
10	50	AMTE8010
12	50	AMTE8012
14	50	AMTE8014
16	50	AMTE8016
18	50	AMTE8018
20	50	AMTE8020
30	50	AMTE8030
40	20	AMTE8040
50	20	AMTE8050
55	20	AMTE8055
100	20	AMTE8100

Multi-Mount accessories

AC, Modular chassis



Description: Used for easy mounting of DIN-rail components with a maximum height of 68 mm. Distance between rows 125 mm. If required, the standard enclosure door can be replaced with a glazed door. Usable depth between front cover and external door: 35mm. Adjustable depth position with AMG accessory.

Material: DIN-rails PP0735 made of 1.20 mm galvanised steel, vertical profiles 1.5mm mild steel, and front cover 1.5mm mild steel.

Finish: RAL 7035 structure powder coating.

Pack quantity: Slotted front panel, two vertical profiles, top and bottom blank panels, one DIN-rail per row, and mounting accessories.

For enclosure					
H	W	N° of modules	N° of rows	Part No.	
300	250	16	2	AC03025R5	
400	300	33	3	AC04030R5	
500	400	48	3	AC05040R5	
600	400	64	4	AC06040R5	
	600	108	4	AC06060R5	
700	500	110	5	AC07050R5	
800	600	162	6	AC08060R5	
1000	600	216	8	AC10060R5	
	800	304	8	AC10080R5	

AVB, Vertical mounting profiles



Description: For the mounting of swing frames in full and partial height. The SFBP is mounted directly to the AVB. Equipped with 25 mm hole pattern. For other mounting purposes CNM cage nuts can be used. Fitted onto hinge holes in the front frame of the enclosure.

Material: 2mm galvanised steel.

Pack quantity: 1 pair with mounting accessories.

For enclosure		Part No.
H		
600		AVB0600
800		AVB0800
1000		AVB1000
1200		AVB1200
1400		AVB1400

ADI, Inner doors



Description: For controls, meters, lamps, etc. Hinges can be mounted to allow left or right hand opening. Lock DIN 3mm insert, 700mm high doors and above have 2 locks. Usable depth between inner and external door: 35mm. Adjustable depth position with AMG accessory. Workable area: H-55, W-108.

Material: Door 1.5mm mild steel, and vertical profiles 2mm mild steel.

Finish: RAL 7035 structure powder coating.

Pack quantity: Inner door, two vertical profiles and mounting accessories.

For enclosure		Usable area		N° of locks	Part No.
H	W	h	w		
400	300	345	192	1	ADI04030R5
500	400	445	292	1	ADI05040R5
600	400	545	292	2	ADI06040R5
	600	545	492	2	ADI06060R5
700	500	645	392	2	ADI07050R5
800	600	745	492	2	ADI08060R5
1000	600	945	492	2	ADI10060R5
	800	945	692	2	ADI10080R5
1200	600	1145	492	2	ADI12060R5
	800	1145	692	2	ADI12080R5

AVP, 19" profiles



Description: For 600 mm width enclosures. Adjustable depth position with AMG accessory. Usable depth between 19" profiles and external door: 56mm. Fitted onto hinge holes in the front of the enclosure.

Material: 2mm galvanised steel.

Pack quantity: 1 pair with mounting accessories.

For enclosure			Part No.
H	Height U		
600	12		AVP0600
800	17		AVP0800
1000	20		AVP1000
1200	26		AVP1200



Multi-Mount accessories

P, Plinth front and rear



Description: Four corner pieces with removable front covers. The side panels PA must be ordered separately. Available heights: 100 and 200mm. Machining is required.

Material: 2.5mm mild steel for corner pieces, and 1.5mm mild steel for covers.

Finish: RAL 7022 structure powder coating.

Pack quantity: 4 corner pieces and 2 front covers, with mounting accessories.

H	W	Part No.
100	400	P1040
	600	P1060
	800	P1080
	1000	P1100
200	1200	P1120
	400	P2040
	600	P2060
	800	P2080
	1000	P2100
	1200	P2120



PA, Plinth side panels



Description: Side covers for plinth P, strengthened by folded edges.

Material: 1.5mm mild steel.

Finish: RAL 7022 structure powder coating.

Pack quantity: 2 pieces for height 100 mm, and 4 pieces for height 200 mm.

H	D	Part No.
100	260	PA1026
	300	PA1030
	400	PA1040
200	260	PA2026
	300	PA2030
	400	PA2040

PFF, Floor stands



Description: Floor stands for floor mounting to give a suitable operation height. Available for 300 and 400mm depth enclosures with $W \geq 400$ mm. 300 or 450 mm high are available. Machining is required

Material: 2.0 mm mild steel.

Finish: RAL 7035 structure powder coating.

Pack quantity: 2 pieces with mounting accessories.

H	D	Part No.
300	300	PFF330R5
450	300	PFF345R5
300	400	PFF430R5
450	400	PFF445R5



Multi-Mount accessories

ADP, Plain doors



Description: Standard door. Allows all the options of the locking programme.

Material: 1.2mm mild steel / 1.4mm ADP06060R5 and above / 1.8mm ADP08012R5 and above.

Finish: RAL 7035 structure powder coating.

Protection: Standard enclosure IP/NEMA degree.

Pack quantity: 1 door.

ADT, Transparent doors



Description: To replace the standard door, it provides a clear view of the components installed inside the enclosure. Allows all the options of the locking programme.

Material: 1.2mm mild steel / 1.4mm ADT06060R5 and above / 1.8mm ADT10060R5 and above, and 3mm transparent acrylic glass.

Finish: RAL 7035 structure powder coating.

Protection: Complies with IP 55 and NEMA 12.

Pack quantity: 1 door.

For enclosure					
H	W	N° of locks	Door profile	Part No.	
200	200	1	N/A	ADP02020R5	
250	200	1	N/A	ADP02520R5	
	250	1	N/A	ADP02525R5	
300	250	1	-	ADP03025R5	
	300	1	-	ADP03030R5	
350	250	1	-	ADP03525R5	
400	300	1	-	ADP04030R5	
	400	1	-	ADP04040R5	
	500	1	-	ADP04050R5	
	600	1	-	ADP04060R5	
500	300	1	-	ADP05030R5	
	400	1	-	ADP05040R5	
	500	1	-	ADP05050R5	
600	400	2	2	ADP06040R5	
	500	2	2	ADP06050R5	
	600	2	2	ADP06060R5	
	400	-	-	ADP06080LR5	
		1*	2	ADP06080RR5	
	800	2	2	ADP06080R5	
700	500	2	2	ADP07050R5	
800	400	2	2	ADP08040R5	
	600	2	2	ADP08060R5	
		-	-	ADP08012LR5	
		1*	2	ADP08012RR5	
	800	2	2	ADP08080R5	
1000	600	1*	2	ADP10060R5	
	800	1*	2	ADP10080R5	
	500	-	-	ADP10010LR5	
		1*	2	ADP10010RR5	
1200	500	-	-	ADP12010LR5	
		1*	2	ADP12010RR5	
	600	1*	2	ADP12060R5	
		-	-	ADP12012LR5	
		1*	2	ADP12012RR5	
	800	1*	2	ADP12080R5	
1400	500	-	-	ADP14010LR5	
		1*	2	ADP14010RR5	

* 3 point espagnolet locking.

Enclosure dimension	Viewing area		N° of locks	Part No.	
	H	W			h
300	250	159	93	1	ADT03025R5
	300	159	143	1	ADT03030R5
400	300	259	143	1	ADT04030R5
	400	259	243	1	ADT04040R5
500	300	359	143	1	ADT05030R5
	400	359	243	1	ADT05040R5
600	400	459	243	2	ADT06040R5
	500	459	343	2	ADT06050R5
	600	459	443	2	ADT06060R5
700	500	559	343	2	ADT07050R5
800	600	659	443	2	ADT08060R5
1000	600	859	427	1*	ADT10060R5
	800	859	627	1*	ADT10080R5
1200	600	1059	427	1*	ADT12060R5
	800	1059	627	1*	ADT12080R5

* 3 point espagnolet locking.



Multi-Mount accessories

ADC, Glazed door with clear glass



Description: To replace the standard door, it provides a clear view of the components installed inside the enclosure. Allows all the options of the locking programme.

Material: 1.2mm mild steel / 1.4mm ADC06060R5 and above / 1.8mm ADC10060R5 and above, and 3mm clear safety glass.

Finish: RAL 7035 structure powder coating.

Protection: Complies with IP 55 and NEMA 12.

Pack quantity: 1 door.

ADS, Glazed doors with smoked glass



Description: To replace the standard door, it provides a clear view of the components installed inside the enclosure. Allows all the options of the locking programme.

Material: 1.2mm mild steel / 1.4mm ADS06060R5 and above / 1.8mm ADS10060R5 and above, and 3mm smoked safety glass.

Finish: RAL 7035 structure powder coating.

Protection: Complies with IP 55 and NEMA 12.

Pack quantity: 1 door.

Enclosure dimension		Viewing area		N° of locks	Part No.
H	W	h	w		
300	250	159	93	1	ADC03025R5
	300	159	143	1	ADC03030R5
400	300	259	143	1	ADC04030R5
	400	259	243	1	ADC04040R5
500	300	359	143	1	ADC05030R5
	400	359	243	1	ADC05040R5
600	400	459	243	2	ADC06040R5
	500	459	343	2	ADC06050R5
	600	459	443	2	ADC06060R5
700	500	559	343	2	ADC07050R5
800	600	659	443	2	ADC08060R5
1000	600	859	427	1*	ADC10060R5
	800	859	627	1*	ADC10080R5
1200	600	1059	427	1*	ADC12060R5
	800	1059	627	1*	ADC12080R5

* 3 point espagnolet locking.

Enclosure dimension		Viewing area		N° of locks	Part No.
H	W	h	w		
300	250	159	93	1	ADS03025R5
	300	159	143	1	ADS03030R5
400	300	259	143	1	ADS04030R5
	400	259	243	1	ADS04040R5
500	300	359	143	1	ADS05030R5
	400	359	243	1	ADS05040R5
600	400	459	243	2	ADS06040R5
	500	459	343	2	ADS06050R5
	600	459	443	2	ADS06060R5
700	500	559	343	2	ADS07050R5
800	600	659	443	2	ADS08060R5
1000	600	859	427	1*	ADS10060R5
	800	859	627	1*	ADS10080R5
1200	600	1059	427	1*	ADS12060R5
	800	1059	627	1*	ADS12080R5

* 3 point espagnolet locking.

Multi-Mount accessories

ADO, Door stop



Description: Door stop for H:300mm enclosures and above. To secure the door in an open position allowing a 90° or 110° opening. Mounted directly to the door profile studs. Machining is required.

Material: Zinc plated steel.

Pack quantity: 1 piece with mounting accessories.

Part No.
ADO201

MMH, Hinges



Description: Door hinges that allow the door to open 180°. Machining is required.

Material: Zinc plated steel.

Pack quantity: Hinges with mounting accessories.

For enclosure		Part No.
H		
≤ 800 mm		MMH02
> 800 mm		MMH03

MMDP, Door mounting profiles

Description: To be fitted inside of the door.

Material: 1.4 mm galvanised steel.

Dimension: 15 x 14 mm.

Pack quantity: 1 pair with mounting accessories.

For enclosure		Part No.
H		
500		MMDP050
600		MMDP060
700		MMDP070
800		MMDP080
1000		MMDP100
1200		MMDP120
1400		MMDP140

ADSW, Multi-Mount door switch

Description: To activate any electrical device (Lighting, signalling, alarm, etc.). Cable entry M20.

Switch capacity: 6A / 230V.

Approvals: UL and CSA approved.

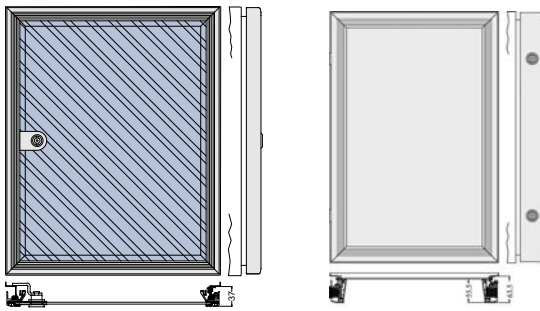
Pack quantity: 1 piece with mounting accessories.

Part No.
ADSW01



Multi-Mount accessories

ADA/ADAB, Glazed aluminium door



Description: To replace the steel door. Can be used in combination with swing frame, modular chassis or inner door. The 3mm DIN lock can be replaced by any optional insert or handle. It increases the enclosure depth in 10mm (ADA) or 35mm (ADAB). Can also be used as a viewing window when used in combination with mounting kit ADAMK.

Material: Aluminium and 3mm acrylic glass.


Finish: Anodised aluminium.

Protection: Complies with IP 54.

Pack quantity: 1 door with mounting accessories.

Enclosure dimension		Viewing area		N° of locks	Part No.
H	W	h	w		
300	300	226	226	1	ADA03030
400	300	326	226	1	ADA04030
	400	326	326	1	ADA04040
	600	326	526	1	ADA04060
500	300	426	226	1	ADA05030
	400	426	326	1	ADA05040
600	400	522	322	2	ADAB06040
	600	522	522	2	ADAB06060
	800	522	722	2	ADAB06080
700	500	622	422	2	ADAB07050
800	600	722	522	2	ADAB08060
1000	800	922	722	2	ADAB10080
1200	600	1122	522	2	ADAB12060
	800	1122	722	2	ADAB12080

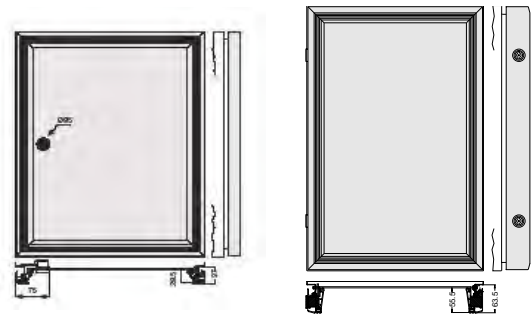
ADAMK/ADABMK, Mounting kits



Description: With this kit the glazed doors ADA/ADAB can be used as viewing windows on any enclosure surface, to provide protection for displays and other control components.

For	Part No.
ADAB	ADABMK
ADA	ADAMK

ACA/ACB, Display aluminium panel



Description: For controls, meters, indication lamps etc. The mounted components are protected by a 23.5mm high frame. The panel is 3mm thick and can be removed for drilling or screen printing. The 3mm DIN lock can be replaced by any optional insert or handle.

Material: Aluminium.

Finish: Anodised aluminium.

Protection: Complies with IP 54.

Pack quantity: 1 door with mounting accessories.

Enclosure dimension		Viewing area		N° of locks	Part No.
H	W	h	w		
300	300	226	226	1	ACA03030
400	300	326	326	1	ACA04030
	400	326	226	1	ACA04040
	600	326	526	1	ACA04060
500	300	426	226	1	ACA05030
	400	426	326	1	ACA05040
	500	426	426	1	ACA05050
600	400	522	322	2	ACB06040
	600	522	522	2	ACB06060
	800	522	722	2	ACB06080
700	500	622	422	2	ACB07050
800	600	722	522	2	ACB08060
	800	722	722	2	ACB08080
1000	600	922	522	2	ACB10060
	800	922	722	2	ACB10080
1200	600	1122	522	2	ACB12060
	800	1122	722	2	ACB12080

Multi-Mount accessories

ARF, Rain hood



Description: To be fitted as an outdoor shelter on single mounted enclosures. The roof is slightly sloped. Machining is required. It increases the enclosure dimension in H:40mm and D:30mm.

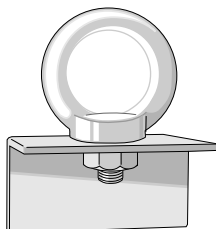
Material: 1.5mm mild steel.

Finish: RAL 7035 structure powder coating.

Pack quantity: 1 piece with mounting accessories.

Enclosure dimension			Part No.
W	D		
250	155		ARF02515R5
	210		ARF02521R5
300	155		ARF03015R5
	210		ARF03021R5
400	155		ARF04015R5
	210		ARF04021R5
500	260		ARF04026R5
	300		ARF04030R5
	155		ARF05015R5
	210		ARF05021R5
600	260		ARF05026R5
	300		ARF05030R5
	210		ARF06021R5
	260		ARF06026R5
800	300		ARF06030R5
	400		ARF06040R5
	210		ARF08021R5
1000	260		ARF08026R5
	300		ARF08030R5
	400		ARF08040R5
1200	300		ARF10030R5
	300		ARF12030R5
	400		ARF12040R5

AL, Lifting eyes



Description: M12 thread. Complies with DIN580 lifting requirements. Machining is required.

Material: Steel.

Pack quantity: 2 eye-bolts, 2 reinforcements and mounting accessories.

Part No.

AL9301

ALL, Locks



Description: Alternative locks to replace the standard one.

Pack quantity: 1 piece.

Description	Type	Part No.
Eldon polyamide standard lock	DIN 3 mm	ALL503
Polyamide cylinder lock	Key 333	ALL509
	Ronis key n° C21323	ALL510
Chrome plated cylinder lock	Ronis key n° C21323	ALL508
	Ronis key n° C21323 for ADA/ACA	ALL506
	Ronis key n° C21323 for ADAB/ACB	ALL507

ALC, Lock cover

Description: Standard lock cover with grip on both sides. It does not include the insert.

Material: Fibre glass reinforced polyamide.

Pack quantity: 1 piece.

Part No.

ALC500

ALI, Inserts



Description: Inserts to replace the standard DIN 3mm insert in the standard lock.

Material: Polyamide.


Pack quantity: 1 piece.

Description	Part No.
DIN 3mm	ALI503
DIN 5mm	ALI505
Square 7mm	ALI523
Square 8mm	ALI525
Tirangular 8mm	ALI524
Slotted 2x4mm	ALI528



Multi-Mount accessories

PLC, Padlocking



Description: The padlocking cover is mounted over the existing standard lock.. The standard lock is totally covered and not accessible when padlock is fitted. Maximum padlock bow diameter of 10mm.
Material: Stainless steel.
Pack quantity: 1 piece.

Description	Part No.
Padlocking cover	PLC01

ALT, Handles



Description: Alternative handles to replace the standard lock.
Pack quantity: 1 piece.

Description	Part No.
Plastic handle	ALT560
Plastic handle with cylinder lock	ALT563
Chrome plated T-handle with cylinder lock	ALT561
Chrome plated handle with cylinder lock	ALT562

LSK, Keys



Description: Key with Eldon logo. Easy to use design and provides a good grip.
Material: Die cast alloy.
Pack quantity: 1 piece

Description	Part No.
Plastic 2	LSK502
Metallic DIN 3 mm	LSK503
Metallic DIN 5 mm	LSK505
Metallic Square 7 mm	LSK523
Metallic Square 8 mm	LSK524
Metallic Triangle 7 mm	LSK526
Metallic Triangle 8 mm	LSK527

LSMK, Lock system multi key



Description: Multi-Key function with Eldon logo and a different key in every end: DIN 5mm, square 8mm, triangle 8mm and a standard hexagonal adaptor to use with the screw ends.
Material: Steel.
Pack quantity: 1 piece

Description	Part No.
	LSMK01



Multi-Mount accessories

AF, Standard gland plate



Description: Gland plate for the standard gland opening.
Material: 1.4mm mild steel.
Finish: RAL 7035 structure powder coating.
Pack quantity: 1 piece.

Size	For opening	Part No.
0S	110 x 56	AF00SR5
1S	210 x 56	AF01SR5
2S	310 x 56	AF02SR5
3S	410 x 56	AF03SR5
1	210 x 96	AF01R5
2	310 x 96	AF02R5
3	410 x 96	AF03R5
4	510 x 96	AF04R5

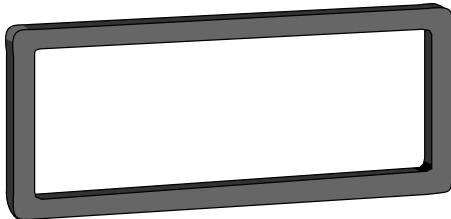
AFK, Gland plate with knock-outs



Description: Gland plate with knock-outs according to table.
Material: 1.4mm mild steel.
Finish: RAL 7035 structure powder coating.
Pack quantity: 1 piece.

Size	For opening	M16	M20	M25	M32	Part No.
1S	210 x 56	4	3	—	—	AFK11SR5
2S	310 x 56	6	3	1	—	AFK21SR5
3S	410 x 56	9	4	1	—	AFK31SR5
1	210 x 96	4	5	2	2	AFK11R5
		12	—	1	1	AFK12R5
2	310 x 96	9	5	4	2	AFK21R5
		21	—	1	1	AFK22R5
3	410 x 96	18	5	4	2	AFK31R5
		21	10	—	—	AFK32R5
4	510 x 96	27	5	4	2	AFK41R5
		18	14	3	1	AFK42R5

AG, Gland plate gasket



Description: For standard gland plate opening.
Material: 5mm polyethylene foam.
Pack quantity: 1 piece.

Size	For opening	Part No.
0 S	110 x 56	AG00S
1 S	210 x 56	AG01S
2 S	310 x 56	AG02S
3 S	410 x 56	AG03S
1	210 x 96	AG01
2	310 x 96	AG02
3	410 x 96	AG03
4	510 x 96	AG04

AGC, Combining gaskets



Description: To be used when a Multi-Mount enclosures (MAS/MAD/MAP) combination is needed.
Material: 10mm polyethylene foam.
Pack quantity: 2 pieces, and combination mounting accessories.

Size	For opening	Part No.
2	310 x 96	AGC02
3	410 x 96	AGC03
4	510 x 96	AGC04



Multi-Mount accessories


AFV, Ventilated gland plate with filter



Description: Louvered plate, pressed out 5 mm with filter.
Material: 1.4mm mild steel.
Finish: RAL 7035 structure powder coating.
Protection: Complies with IP53.
Pack quantity: 1 piece.

Size	For opening	Part No.
1	210 x 96	AFV01R5
2	310 x 96	AFV02R5
3	410 x 96	AFV03R5
4	510 x 96	AFV04R5

AFG, Ventilated gland plate with fly-net



Description: Louvered plate, pressed out 5 mm with fly-net.
Material: 1.4mm mild steel.
Finish: RAL 7035 structure powder coating.
Protection: Complies with IP43.
Pack quantity: 1 piece.

Size	For opening	Part No.
1	210 x 96	AFG01R5
2	310 x 96	AFG02R5
3	410 x 96	AFG03R5
4	510 x 96	AFG04R5

AFR, Ventilated gland plate



Description: Louvered plate, pressed out 5 mm.
Material: 1.4mm mild steel.
Finish: RAL 7035 structure powder coating.
Protection: Complies with IP23.
Pack quantity: 1 piece.

Size	For opening	Part No.
1	210 x 96	AFR01R5
2	310 x 96	AFR02R5
3	410 x 96	AFR03R5
4	510 x 96	AFR04R5

AFA, Adapter gland plate



Description: Adapts FL gland plates to the Multi-Mount gland opening.
Material: 1.4mm mild steel.
Finish: RAL 7035 structure powder coating.
Pack quantity: 1 piece.

Size	N° of FL openings	For opening	Part No.
1	1xFL13	210 x 96	AFA01R5
2	1xFL21	310 x 96	AFA02R5
3	1xFL21	410 x 96	AFA03R5
4	2xFL21	510 x 96	AFA04R5

MC, Plastic gland plate



cable / tube diameter (mm)	MC25	MC3	MC35
05 - 07	4		
06 - 10			2
08 - 12	4		14
08 - 16		4	
10 - 14	12		16
12 - 18			2
14 - 20	4		
17 - 32			1
20 - 26	1		
24 - 54		2	
30 - 60		1	

Description: Gland plate suitable for leading through cables as well as different types of tubing. To be installed directly to the adapter gland plate AFA02/AFA03/AFA04.
Material: Different types of polymers reinforced with a steel plate.
Protection: Complies with IP65
Finish: RAL 7035.
Pack quantity: 1 piece.

Part No.
MC3
MC25
MC35